


Available online on 15.06.2026 at <http://ajprd.com>

# Asian Journal of Pharmaceutical Research and Development

Open Access to Pharmaceutical and Medical Research

© 2013-25, publisher and licensee AJPRD, This is an Open Access article which permits unrestricted non-commercial use, provided the original work is properly cited

Open  Access

Review Article

## AI-Driven Pharmacovigilance: Advances in Adverse Drug Reaction Detection and Signal Management - A Review

**Sumit Dilare, Raj Baghel, Anil Kumar Yadav, Muskan Tomar**

Department of Pharmacology, Indore Mahavidyalaya, Indore, Madhya Pradesh

### ABSTRACT

Pharmacovigilance plays a critical role in drug safety through its process of monitoring, detecting, and preventing adverse drug reactions (ADRs). Traditional pharmacovigilance methods depend on manual data processing together with spontaneous reporting systems which require extensive time for the execution of their work but lack operational efficiency. Artificial intelligence (AI) has developed into a revolutionary healthcare solution during the past several years because it provides organizations with powerful data processing and pattern discovery abilities. The study demonstrates how AI technology functions in pharmacovigilance through its two main functions of ADR detection and signal management. AI-based techniques use machine learning and natural language processing to process extensive data from multiple sources which include electronic health records and clinical databases and social media platforms. The current approaches enable organizations to identify drug safety signals at an early stage while achieving higher precision in their assessment process and conducting ongoing safety surveillance. AI helps organizations to verify their signals which enables them to establish signal importance and make decisions about regulatory matters. The use of AI in pharmacovigilance shows benefits but organizations need to deal with three major obstacles which include data quality issues and privacy risks and regulatory restrictions. The research demonstrates that AI-powered pharmacovigilance systems will enhance drug safety monitoring together with healthcare results while establishing more efficient and proactive pharmacovigilance systems for upcoming development.

**Keywords** - Artificial Intelligence, Pharmacovigilance, Adverse Drug Reactions, Signal Detection, Signal Management, Machine Learning, Drug Safety

**ARTICLE INFO:** Received 11 Jan. 2026; Review Complete 24 April, 2026; Accepted 09 May . 2026; Available online 15 June. 2026



#### Cite this article as:

Dilare S, Baghel R, Yadav AK, Tomar M, AI-Driven Pharmacovigilance: Advances in Adverse Drug Reaction Detection and Signal Management - A Review, *Asian Journal of Pharmaceutical Research and Development*. 2026; 14(3):139-146  
DOI: <http://dx.doi.org/10.22270/ajprd.v14i3.1797>

\*Address for Correspondence:

Muskan Tomar, Department of Pharmacology, Indore Mahavidyalaya, Indore, Madhya Pradesh

### INTRODUCTION

Pharmacovigilance operates as an essential element of healthcare systems which works to identify and evaluate and explain and stop adverse drug reactions and all other drug-related issues. The system conducts ongoing assessment work to determine the risk versus benefit assessment of medications which helps to protect patient health and ensure treatment success [1]. The increasing use of advanced medication treatments together with access to numerous drug products has created a critical need for enhanced methods to monitor drug safety. The traditional pharmacovigilance systems which depend on

spontaneous reporting together with manual data analysis face accuracy problems because they underreport cases and need time to detect signals and they struggle to manage extensive data [2]. The current situation creates a demand for new technological solutions which will help pharmacovigilance processes work with greater efficiency together with better accuracy. The application of artificial intelligence and machine learning technologies through new tools enables organizations to automatically process data while they detect safety signals at an early stage and make better drug safety management decisions [3]. Pharmacovigilance involves a systematic process of

monitoring drug safety, including data collection, signal detection, and risk management, as illustrated in **Figure 1**.

**Figure 1: Overview of Pharmacovigilance System**



**Figure 1:** Overview of the Pharmacovigilance System illustrating the process of adverse drug event reporting, data collection from multiple sources, signal detection and analysis, regulatory actions, risk evaluation and management, and reporting with feedback mechanisms.

### Pharmacovigilance: Concepts and Scope

The ongoing process of pharmacovigilance includes various activities which work to maintain both the safety and effectiveness of medical products from their production until their final disposal. The system requires ongoing drug examinations after approval to find previously undetected adverse effects that were not found during clinical testing. The field of pharmacovigilance analyzes all aspects of drug safety which extends from adverse drug reaction (ADR) reporting to risk assessment signal detection and regulatory decision-making plus communication of drug safety information to healthcare professionals and patients [4]. The increasing complexity of healthcare systems together with the common use of pharmaceuticals requires pharmacovigilance as an important part of contemporary medicine which protects both patient safety and public health security.

### Definition and Objectives

Pharmacovigilance studies the science and activities which detect and assess and understand and prevent adverse effects and all drug-related issues. The main goals of pharmacovigilance work to protect patient safety and improve medicine use and decrease the dangers which come from drug products [5]. The organization works to discover new adverse drug reactions (ADRs) while measuring their occurrence and intensity and sustaining an advantageous benefit–risk ratio which exists throughout the drug product's entire development period [6].

### Global Pharmacovigilance Systems

The worldwide practice of pharmacovigilance receives support through established systems and regulatory frameworks that operate in multiple regions. The World Health Organization (WHO) and other international organizations execute pharmacovigilance programs through their International Drug Monitoring Programme (PIDM). National pharmacovigilance centers in different countries

operate their own systems to gather and study ADR information which they receive from healthcare professionals and patients and clinical research studies [7]. The global systems enable data sharing and signal detection and regulatory decision-making which helps maintain drug safety across multiple population groups.

### Role in Public Health

Pharmacovigilance programs serve as essential public health protection mechanisms which prevent drug-related injuries while they promote safe medication usage. The system enables healthcare facilities to identify safety problems at an early stage which helps them decrease adverse drug reaction-related patient deaths and health complications[8]. The system helps healthcare workers make better decisions about patient treatment while it increases patient knowledge and develops safer treatment protocols which result in better healthcare results [9].

### Adverse Drug Reactions (ADRs)

Adverse drug reactions (ADRs) create significant problems for medical professionals and drug safety monitoring because they endanger patient well-being and result in treatment failures. ADRs are harmful and unintended reactions to drugs which happen when people take drugs at normal medical doses for disease prevention and diagnosis and treatment. Most adverse drug effects become recognized after drugs enter the market because clinical trials use small participant groups and controlled environments for their testing. The rising number of patients who take multiple drugs together with aging populations and persistent health conditions has resulted in increased cases of ADRs [10]. The health system requires ongoing analysis of ADRs because this process helps to protect patient safety while reducing the dangers connected to medication treatment.

### Definition and Classification

Adverse drug reactions refer to harmful effects which occur when a person takes a medication at its standard therapeutic

dosage. The system of ADR classification enables researchers to investigate the underlying causes of ADRs while providing guidance for their treatment. The most widely used classification categorizes ADRs into Type A (augmented) and Type B (bizarre) reactions. Type A reactions occur at specific drug doses while showing predictable patterns which result from the drug's pharmacological properties thus doctors can easily prevent these reactions. Type B reactions show unpredictable behavior because they do not depend on dosage while their effects stem from immune system responses and individual

human differences which produce serious outcomes that are hard to forecast. The system includes Type C (chronic) which develops through extended usage and Type D (delayed) which emerges after extended drug use and Type E (end-of-use) which happens when a person stops using the medication and Type F (failure) which indicates that the treatment did not work as expected. This classification system enables researchers to determine ADR characteristics while establishing effective methods for ADR prevention and control (**Table 1**).

**Table 1:** Classification of Adverse Drug Reactions (ADRs) [11,12,14,14]

Type	Description	Example
Type A (Augmented)	Dose-dependent, predictable	Hypoglycemia with insulin
Type B (Bizarre)	Unpredictable, not dose-dependent	Allergy with penicillin
Type C (Chronic)	Long-term use related	Adrenal suppression by steroids
Type D (Delayed)	Appears after long time	Carcinogenesis
Type E (End of use)	Withdrawal effects	Opioid withdrawal
Type F (Failure)	Unexpected failure of therapy	Antibiotic resistance

### Causes and Risk Factors

Multiple factors contribute to ADR occurrences through their interaction with three patient-related factors and three drug-related factors and three environmental factors. Patient-related factors include age (pediatric and geriatric populations are more vulnerable), gender differences, genetic polymorphisms affecting drug metabolism, and the presence of comorbid conditions such as renal or hepatic impairment [15]. Drug-related

factors include dose, duration of therapy, route of administration, and the physicochemical properties of the drug. Elderly patients who take multiple medications face a higher risk of experiencing drug-related interactions which lead to adverse drug reactions. The way people live their lives through their dietary choices and alcohol use and tobacco use impacts how their bodies process medications [16]. Adverse drug reactions are influenced by multiple patient-related and drug-related risk factors, as illustrated in **Figure 2**.



**Figure 2:** Key risk factors contributing to adverse drug reactions (ADRs), including age and gender, genetic factors, comorbidities, polypharmacy, renal and hepatic impairment, and drug dosage and duration.

### Signal Detection and Management

The process of drug safety monitoring exists to track and assess potential safety issues that arise with pharmaceutical products. The term signal describes information which shows a possible link between a

medication and an adverse event that has yet to be documented. The ability to identify signals during their early stages will protect patients from potential harm while affirming their ability to use medications safely. The process of signal management consists of multiple stages which begin with signal detection and continue

through validation and prioritization and assessment and regulatory action [17]. Current pharmacovigilance systems depend on spontaneous reporting and statistical analysis for their operations but healthcare data shows rising demands which require organizations to adopt advanced techniques that enhance their signal detection and management capabilities.

### Definition of Signal

In pharmacovigilance, a signal represents reported data which indicates that a drug may cause either new or existing adverse effects which require further study. Signals may arise from various data sources such as spontaneous reporting systems, clinical trials, epidemiological studies, electronic health records, and scientific literature. The identification of a signal does not confirm a causal relationship but highlights a potential safety issue that requires detailed evaluation [18]. The process of effective signal detection enables medical professionals and regulatory authorities to identify drug-

related risks at an early stage which allows them to make timely decisions.

### Traditional Signal Detection Methods

Traditional signal detection methods primarily depend on spontaneous reporting systems which healthcare professionals and patients use to report suspected adverse drug reactions. The reports are stored in extensive pharmacovigilance databases which researchers use to perform statistical analysis through disproportionality analysis that includes reporting odds ratio (ROR) and proportional reporting ratio (PRR) methods. The manual review process utilizes individual case safety reports (ICSRs) together with case series analysis and literature surveillance. The methods successfully detect multiple drug safety problems but their performance depends on manual tasks and they suffer from the issues caused by incomplete or late reporting [19]. Table 2 shows a comparison between traditional methods and modern methods.

**Table 2:** Comparison Between Traditional and AI-Based Pharmacovigilance

Parameter	Traditional Methods	AI-Based Methods
Data Processing	Manual / Semi-automated	Fully automated
Speed	Slow	Fast (real-time)
Accuracy	Moderate	High
Data Handling	Limited	Big data capable
Signal Detection	Delayed	Early detection
Cost	High (manpower)	Cost-effective long-term

### Limitations of Conventional Approaches

The standard methods for signal detection fail to perform properly because they contain multiple built-in constraints. The most critical obstacle in this research field exists because adverse drug reactions remain unreported, which results in incomplete data and hinders the early detection of dangerous outcomes. The procedures demand extended periods of work because they need human operators to handle all data tasks and specialists to assess the findings [20]. The traditional methods face difficulties when they need to handle and study massive amounts of sophisticated information that comes from various sources including electronic health records and social media platforms. The systems exhibit reduced ability to identify uncommon safety problems which occur after a delay or show complicated symptoms. The current system has multiple flaws which require novel solutions through artificial intelligence and machine learning technology for better signal detection and management performance in pharmacovigilance [21].

### Artificial Intelligence in Healthcare

Artificial intelligence (AI) has become a fundamental technology in healthcare because it provides superior data analysis and prediction and decision-making capabilities. AI refers to the use of computer systems and algorithms that enable machines to execute functions which require human cognitive abilities such as learning and reasoning and pattern recognition [22]. Healthcare data from

electronic health records and clinical trials and wearable devices and genomic studies has expanded rapidly and AI now serves as a vital solution for handling and studying these extensive and intricate data volumes. The healthcare sector has started to adopt AI technology across its various functions including diagnosis and treatment planning and drug discovery and pharmacovigilance which leads to better operational performance and precise results and improved patient treatment [23].

### Overview of Artificial Intelligence and Machine Learning

The field of artificial intelligence includes multiple technologies, of which machine learning (ML) stands out as the most commonly used technology. Machine learning develops algorithms that acquire knowledge from data and enhance their abilities over time without the need for direct coding by developers [24]. The three main types of machine learning include supervised learning, which trains models with labeled data, unsupervised learning that discovers hidden patterns in unlabeled data, and reinforcement learning that allows systems to learn through trial and error. The methods provide healthcare researchers with tools to discover intricate connections between healthcare data, which they can use for predictive analytics and evidence-based decision-making [25].

### Types of AI Techniques

Healthcare organizations use multiple artificial intelligence methods to improve their ability to analyze data and achieve better patient treatment results. The field of machine learning provides algorithms that assist with three main tasks which include classification and prediction and risk assessment. Deep learning which belongs to machine learning uses artificial neural networks with multiple layers to examine complex data that includes medical images and genomic information [26]. Natural language processing (NLP) enables computers to understand and interpret human language, allowing extraction of meaningful information from clinical notes, electronic health records, and social media data. The combination of these methods establishes intelligent healthcare systems which can process information from multiple types of data sources.

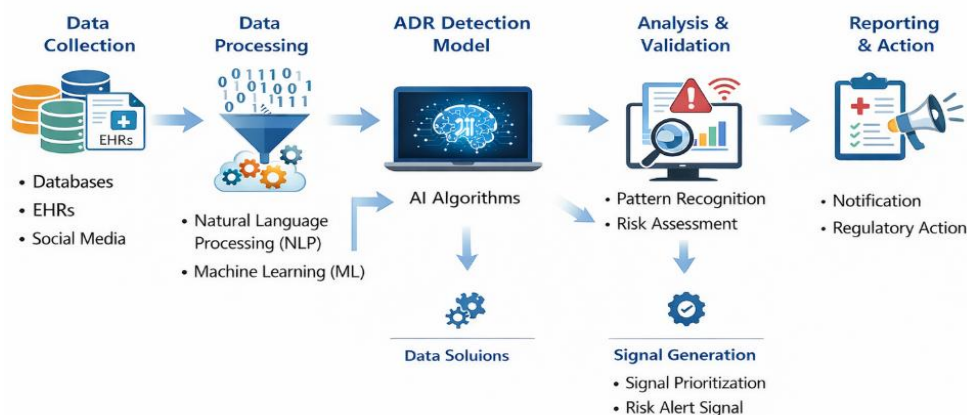
### Applications of AI in Healthcare

AI technology provides several healthcare applications which enhance both medical service delivery and operational efficiency. The technology assists with disease diagnosis through medical imaging assessment and it enables early health condition detection and personalized treatment design. AI technology serves as an essential component for drug discovery because it identifies new drug candidates while predicting their potential effects. AI technology assists doctors in making

medical decisions by supplying them with confirmed clinical data which supports their decision-making process. The field of pharmacovigilance uses AI technology for three main purposes which include adverse drug reaction detection and signal identification and risk assessment.

### AI in Pharmacovigilance

Artificial intelligence (AI) has brought major changes to pharmacovigilance because it helps scientists discover and evaluate and control adverse drug reactions (ADRs). The standard methods used in pharmacovigilance face three main problems which include they do not report all cases and they take too much time to discover new signals and they need people to handle all the data. AI solves these problems through its ability to perform automatic analysis on extensive and intricate datasets which include data from electronic health records (EHRs) and clinical databases and social media platforms. AI uses its advanced algorithms together with machine learning methods to improve the speed and precision and promptness of pharmacovigilance work which leads to better drug safety monitoring and improved patient results. Artificial intelligence enables efficient detection of adverse drug reactions through a structured workflow involving data collection, processing, and analysis, as illustrated in **Figure 3**.



**Figure 3:** Workflow of artificial intelligence in adverse drug reaction (ADR) detection, including data collection from multiple sources, data processing using machine learning and natural language processing, ADR detection through AI models, analysis and validation, signal generation, and reporting with regulatory actions.

### Role of AI in ADR Detection

Artificial intelligence helps scientists find drug side effects at an early stage by examining both organized and unorganized data. The machine learning algorithms discover unknown relationships between medications and their side effects which standard techniques cannot find. The natural language processing (NLP) technology extracts essential data from clinical notes and patient reports and social media content to enable ongoing drug safety assessment. The AI-based systems develop better prediction accuracy through their ability to learn from fresh data continuously.

### AI-Based Signal Detection Techniques

The advanced computational methods that AI uses for signal detection purposes help safety signal identification by detecting potential safety signals with greater efficiency. The study employs supervised machine learning unsupervised machine learning deep learning and data mining techniques to discover atypical behaviors which exist within pharmacovigilance databases. The methods enable researchers to detect uncommon adverse events which are difficult to identify through traditional methods. The AI models enable researchers to assess signal strength by both danger level and probability of occurrence which helps them make decisions more quickly. AI-driven methods exceed traditional techniques because they achieve greater sensitivity and specificity and scalability in detecting signals.

### Data Sources for AI in Pharmacovigilance

AI systems depend on various data sources which require high-volume data sets to enhance their pharmacovigilance operations. The data sources comprise electronic health records (EHRs) and clinical trial data and spontaneous reporting systems and biomedical literature and real-world social media data and patient forum data. AI models use multiple data sources to create complete drug safety assessments through their data integration capabilities. The performance of AI systems depends on two essential factors which are data quality and data standardization.

### AI in Signal Management

Artificial intelligence assists with identification tasks while also managing signals through its ability to validate

signals, rank their importance, and conduct thorough assessments. The systems developed through AI technology enable automatic processing of individual case safety reports (ICSRs), which results in decreased manual work and enhanced operational efficiency. The systems provide support for risk assessment by estimating the effects of identified signals on different patient groups. AI technology enables safety information to be monitored in real time while safety data undergoes continuous updates, which allows regulatory bodies to conduct timely actions, including drug label updates and warning issuance and drug use restrictions. Artificial intelligence has diverse applications in pharmacovigilance, including ADR detection, signal detection, and case processing, as presented in **Table 3**.

**Table 3: Applications of AI in Pharmacovigilance**

Application Area	Description	Example
ADR Detection	Identifies adverse reactions from data	Mining EHR data
Signal Detection	Detects safety signals early	Pattern recognition
Case Processing	Automates case handling	NLP-based extraction
Risk Assessment	Predicts potential risks	ML models
Social Media Monitoring	Tracks patient-reported ADRs	Twitter/Facebook analysis

### Advantages of AI in Pharmacovigilance

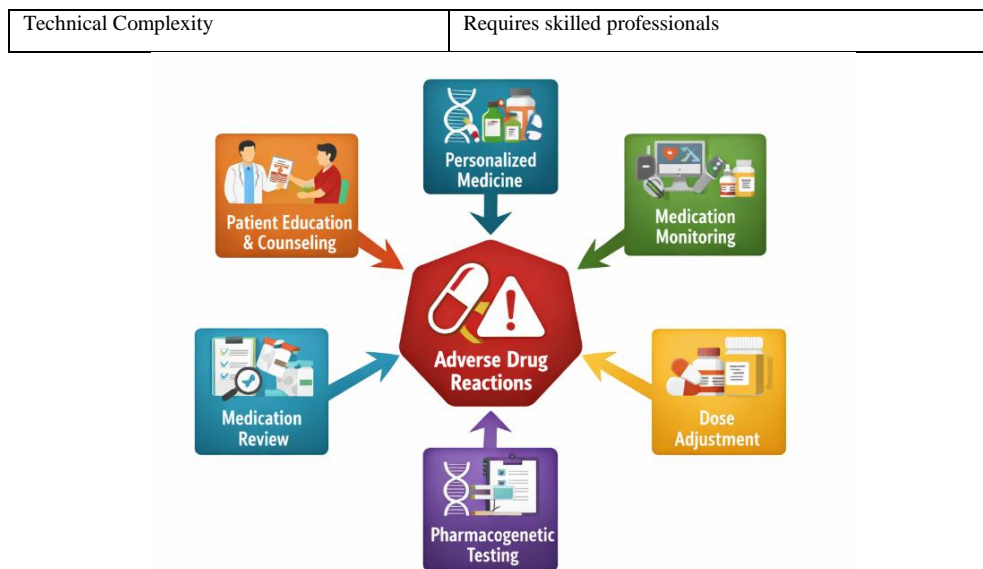
Pharmacovigilance systems achieve better drug safety monitoring through artificial intelligence (AI) applications that deliver multiple benefits beyond traditional approaches. The main advantage of the system lies in its ability to boost accuracy when identifying adverse drug reactions (ADRs) through AI algorithms which process extensive data collections to find hidden patterns that human evaluators might overlook. AI allows for quick data analysis which makes it possible to discover safety signals in real time or almost real time. The system uses AI technology to automate basic operations which include data extraction and case processing together with signal validation work [27]. The system enables organizations to manage large volumes of organized and disorganized data that comes from multiple data sources through its AI capabilities. The system improves decision-making processes which leads to better results because it uses AI technology to support pharmacovigilance systems that work more efficiently and proactively.

### Challenges and Limitations

The integration of AI into pharmacovigilance brings substantial benefits yet faces multiple obstacles and operational restrictions. The primary issue centers on data quality because incomplete or inconsistent or biased data prevents AI systems from operating effectively. The handling of sensitive patient data from electronic health records and social media platforms creates major security and privacy challenges. The present absence of standardized regulatory frameworks for AI-based systems acts as an obstacle which prevents their complete market penetration. The implementation of AI in pharmacovigilance faces restrictions because organizations need to spend money on initial costs and use advanced technology and hire experts. Organizations must solve ethical challenges which require them to build transparent systems that explain how AI systems reached their decisions. The implementation challenges which organizations face are displayed in **Table 4** because it reveals the obstacles which block successful execution. Various strategies are implemented to prevent and manage adverse drug reactions, including patient education, dose adjustment, and pharmacogenetic approaches, as illustrated in **Figure 4**.

**Table 4: Challenges and Limitations of AI in Pharmacovigilance [28]**

Challenge	Description
Data Quality Issues	Incomplete or inconsistent data
Privacy Concerns	Patient data confidentiality risks
Regulatory Issues	Lack of clear AI guidelines
High Initial Cost	Implementation expensive



**Figure 4:** Strategies for preventing and managing adverse drug reactions (ADRs), including patient education and counseling, personalized medicine, medication monitoring, dose adjustment, medication review, and pharmacogenetic testing.

### Future Perspectives

Pharmacovigilance will undergo future development through implementation of advanced technologies which include artificial intelligence and big data analytics. The combination of AI with actual data sources from wearable technology and genomic information and patient self-reported results will improve drug safety monitoring through better accuracy and expanded evaluation capabilities. AI enables personalized medicine development through its ability to forecast drug response patterns and decrease the possibility of negative side effects. The establishment of explainable AI models together with enhanced regulatory systems will boost technology acceptance through increased user confidence. Machine learning, deep learning, and natural language processing continue to evolve, which will bring about enhancements to both signal detection and risk assessment methods [29]. The implementation of AI-powered pharmacovigilance systems will transform healthcare by creating drug safety management systems which operate in a more efficient, proactive and patient-focused manner.

### CONCLUSION

Pharmacovigilance serves as an essential process which detects adverse drug reactions (ADRs) to safeguard public health and maintain drug safety. The traditional pharmacovigilance systems face multiple challenges which include their tendency to underreport data and their slow signal detection process and their difficulties with managing extensive data records. Organizations use artificial intelligence (AI) as an effective method which helps them solve their existing challenges in pharmacovigilance. AI-driven systems provide organizations with capabilities to process extensive complicated datasets while detecting safety issues at an early stage and making informed choices through their enhanced decision-making capabilities. The use of machine learning techniques together with natural language processing methods has brought major

improvements to the processes which identify adverse drug reactions (ADR) and handle safety information. The successful use of artificial intelligence (AI) in pharmacovigilance requires organizations to solve existing problems which include maintaining data quality and protecting user privacy and establishing regulatory frameworks and managing technical difficulties. The pharmaceutical industry can reach better patient-centered outcomes through AI which will create more efficient systems for monitoring drug safety because of ongoing technology development and support from regulatory bodies. The use of AI-based systems for pharmacovigilance monitoring represents a major development which improves drug safety assessment processes and produces better health results in different countries.

### REFERENCES

- Algarvio RC, Conceição J, Rodrigues PP, Ribeiro I, Ferreira-da-Silva R. Artificial intelligence in pharmacovigilance: a narrative review and practical experience with an expert-defined Bayesian network tool. *Int J Clin Pharm.* 2025;47(4):932-944.
- Shamim MA, Arora P, Dwivedi P. Artificial intelligence and big data for pharmacovigilance and patient safety. *J Med Surg Public Health.* 2024;3:100139.
- Warner J, Jardim AP, Albera C. Artificial intelligence in pharmacovigilance signal management. *Pharm Med.* 2025;39(3):183-198.
- Campbell JE, Gossell-Williams M, Lee MG. A review of pharmacovigilance. *West Indian Med J.* 2015;63(7):771-774.
- Alshahrani S, Ali M, Alsreaya R, Najie M, Hijri A, Almalki A, et al. Pharmacovigilance in practice: knowledge, attitudes, and practices of pharmacists and pharmacy technicians in Saudi Arabia. *J Res Pharm Pract.* 2025;14(2):50-58.
- Aizpurua-Arruti X, Goyenechea E, Isla A, Oñatibia-Astibia A, Malet-Larrea A, Gastelurrutia MA, et al. Impact of additional monitoring on pharmacovigilance and pharmacists' role: a scoping review. *Pharmacoepidemiol Drug Saf.* 2025;34(9):e70201.
- Garashi HY, Steinke DT, Schafheutle EI. A systematic review of pharmacovigilance systems in developing countries using WHO indicators. *Ther Innov Regul Sci.* 2022;56(5):717-743.

8. Pandian S, Ragavan YV, Pandian AG, Kumaraguru AK, Subramanian KK. Enhancing public health with pharmacovigilance: tools, strategies, and impacts. *Biomed Pharmacol J*. 2025;18(2):1144-1151.
9. Suke SG, Kosta P, Negi H. Role of pharmacovigilance in India: an overview. *Online J Public Health Inform*. 2015;7(2).
10. Coleman JJ, Pontefract SK. Adverse drug reactions. *Clin Med*. 2016;16(5):481-485.
11. Edwards IR, Aronson JK. Adverse drug reactions: definitions, diagnosis, and management. *Lancet*. 2000;356(9237):1255-1259.
12. Ralph E. Adverse drug reactions: definitions, diagnosis, and management. *Lancet*. 2000;356:1252.
13. Jiang H, Lin Y, Ren W, Fang Z, Liu Y, Tan X, et al. Adverse drug reactions and correlations with drug–drug interactions: a retrospective study. *Front Pharmacol*. 2022;13:923939.
14. Kommu S, Carter C, Whitfield P. Adverse drug reactions. *StatPearls [Internet]*. 2024.
15. Gangula D, Kshirsagar S, Dundigalla SK, Padi SS. Overview of adverse drug reactions: classification, reporting, prevention, and role of pharmacist. *Int J Pharm Sci Rev Res*. 2024;4:20-29.
16. Zhai J, Yan H, Zhang J, Yan H, Ma J, Zhang S. A comprehensive analysis of adverse drug reactions (2020–2023). *Front Pharmacol*. 2025;16:1628347.
17. Vonna A, Salahudeen MS, Peterson GM. Clinical outcomes of ADR-related hospital admissions in older adults with diabetes. *Front Pharmacol*. 2025;16:1729848.
18. Mwakawanga DL, Kilonzi M, Philipo EG, Martine A, Mbilinyi T, Kileo NF, et al. Pharmacovigilance and ADR reporting: healthcare providers' experiences. *Adv Pharmacol Pharm Sci*. 2023;2023:5537592.
19. Bonnetterre V, Bicout DJ, De Gaudemaris R. Application of pharmacovigilance methods in occupational health. *Saf Health Work*. 2012;3(2):92-100.
20. Siddique MI. Pharmacovigilance in the era of digital health: big data and AI. *Asian J Pharm*. 2025;19(1).
21. Kompa B, Hakim JB, Palepu A, Kompa KG, Smith M, Bain PA, et al. Artificial intelligence in pharmacovigilance: a scoping review. *Drug Saf*. 2022;45(5):477-491.
22. Alhejaily AM. Artificial intelligence in healthcare. *Biomed Rep*. 2024;22(1):11.
23. Al Kuwaiti A, Nazer K, Al-Reedy A, Al-Shehri S, Al-Muhanna A, Subbarayalu AV, et al. Role of artificial intelligence in healthcare. *J Pers Med*. 2023;13(6):951.
24. An Q, Rahman S, Zhou J, Kang JJ. Machine learning in healthcare industry: review. *Sensors*. 2023;23(9):4178.
25. Rahmani AM, Yousefpoor E, Yousefpoor MS, Mehmood Z, Haider A, Hosseinzadeh M, et al. Machine learning in medicine: review and challenges. *Mathematics*. 2021;9(22):2970.
26. Frommeyer TC, Gilbert MM, Fursmidt RM, Park Y, Khouzam JP, Brittain GV, et al. Reinforcement learning in healthcare. *Healthcare*. 2025;13(14):1752.
27. Patil HG, Khairnar VS. Impact of AI on pharmacovigilance: a systematic review. *Int J Res Pharm Allied Sci*. 2025;4(5):26-35.
28. Nagar A, Gobburu J, Chakravarty A. Artificial intelligence in pharmacovigilance: advancing drug safety monitoring. *Ther Adv Drug Saf*. 2025;16:20420986251361435.
29. Alam A, Shah SS, Rabbani SA, El-Tanani M. Role of artificial intelligence in pharmacy practice. *BioMedInformatics*. 2025;5(4):65.
30. Pilipiec P, Liwicki M, Bota A. Machine learning for pharmacovigilance: a systematic review. *Pharmaceutics*. 2022;14(2):266.

